


**LATE G.N. SAPKAL COLLEGE OF ENGINEERING**

**KCT's Late. G.N.Sapkal College of Engineering**  
**Balance Sheet**  
**as on 31/03/2022**

Liabilities	Amount (Rs.)	Assets	Amount (Rs.)
<b>Capital Account :</b>		<b>Fixed Assets :</b>	2,88,30,253
Kalyani Charitable Trust	4,57,79,756	(As per Annexure I)	
<b>Current Liabilities :</b>		<b>Current Assets :</b>	
Provisions	54,63,443	Loans & Advances (Asset)	2,27,687
Sundry Creditors	63,16,891	Sundry Debtors	7,80,70,729
Grant	4,94,918	Cash-in-hand	3,93,345
Student Caution Money	13,27,609	Bank Accounts	-4,40,83,200
Alumini Fee	32,47,000	(As per Annexure II)	
Staff Credit Society Deduction	7,11,480		
Medical Insurance	97,717	<b>Excess of Expenditure over Income</b>	
		Opening Balance	
		Current Period	1,25,87,223
		Less: Transferred	1,25,87,223
<b>Total</b>	<b>6,34,38,814</b>	<b>Total</b>	<b>6,34,38,814</b>

For Pandit Bhandari & Company  
Chartered Accountants  
(FRN 115303W)

For Kalyani Charitable Trust



CA Vipul V. Bhandari

PARTNER

M. NO.: 158295

Date: 26.09.2022

Place: Nashik

UDIN : 22158295AVBHTM6921

*[Signature]*  
Chairman

*[Signature]*  
Vice Chairperson

*[Signature]*  
Secretary

*[Signature]*  
Principal



**KCT's Late. G.N.Sapkal College of Engineering  
Income & Expenditure Account  
for the year ended 31/03/2022**

Expenditure	Amount (Rs.)	Income	Amount (Rs.)
<b>To Direct Expenses :</b>		<b>By Direct Incomes :</b>	
Salary Cost	7,79,81,125	Development Fees	-
Admin Chrgs on PF	-	PHD Registration Fee	-
		Tution Fees	8,46,40,322
<b>To Indirect Expenses :</b>			
Annual Subscription & Membership	87,805		
Affiliation Charges	2,90,400		
Repaires and Maintanace	23,68,143		
Advertisement Expenses	10,32,548		
Antivirus Exp A/c	4,77,157		
Bank Charges.	33,147		
Audit Fees	11,800		
Depreciation	36,70,873		
Electrical Exp	-		
Electricity Expenses (HT Line)	44,61,146		
DG Set- Diesel, Repairs and Main.	11,73,999		
Garden Maintainance	16,050		
Examination Expense	2,09,998		
Honorarium to Visiting Faculty	12,000		
House Keeping Material Exp.	2,82,549		
Library Exp A/c	1,800		
Lease Line Exp (Internet)	2,81,236		
NSS Camp Exp	48,615		
Office Expenses	64,510		
Postage & Telegram	4,899		
Printing & Stationery Exp.	2,72,275		
Prize Distribution Exp	32,000		
Promotional Activity Exp	19,70,665		
Student Welfare Expenses	23,602		
Lab Consumables	48,405		
Seminar Expenses	20,250		
Medical Expenses	5,819		
Rates & Taxes	44,092		
Processing Fees	4,09,497		
Tea & Refreshment Expenses	29,062		
Telephone Expenses	1,53,362		
Travelling Expenses	22,335		
Sports Expenses	68,173		
Staff Welfare	67,780		
Running Cost of Vehicles	13,50,069		
Water Charges	1,32,604		
Website Designing Charges	1,627		
	66,129		
		By Excess of Expenditure over Income	1,25,87,224
<b>Total</b>	<b>9,72,27,546</b>	<b>Total</b>	<b>9,72,27,546</b>

For Pandit Bhandari & Company  
Chartered Accountants  
(FRN 115303W)

For Kalyani Charitable Trust

*Vipul Bhandari*


CA Vipul V. Bhandari  
PARTNER

M. NO.: 158295

Date: 26.09.2022

Place: Nashik

UDIN : 22158295AVBHTM6921



Chairman

*K. Sapkal*  
Vice Chairperson

*B. Sawale*  
Secretary

*S. Sargad*  
Principal



**KCT's Late. G.N.Sapkal College of Engineering**  
**Receipts & Payments Account**  
**for the year ended 31/03/2022**

Receipts		Amount (Rs.)	Payments		Amount (Rs.)
To	Bank Accounts	9,43,500	By	Bank Accounts	5,36,85,408
"	Cash-in-hand	66,642	"	Kalyani Charitable Trust.	4,37,40,350
"	Kalyani Charitable Trust.	3,32,12,262	"	Current Liabilities	1,47,28,640
"	Current Liabilities	49,88,220	"	Current Assets	10,47,639
"	Current Assets	8,82,26,106	"	Direct Expenses	5,53,34,991
"	Direct Expenses	94,78,748	"	Indirect Income	7,202
"	Indirect Income	1,36,598	"	Indirect Expense	1,21,97,701
"		-	"		-
"	Bank Accounts	4,43,68,365	"		-
		-	"		-
		-	"	Bank Accounts	2,85,166
		-	"	Cash-in-hand	3,93,345
		-			-
<b>Total</b>		<b>18,14,20,441</b>	<b>Total</b>		<b>18,14,20,441</b>

For Pandit Bhandari & Company  
Chartered Accountants  
(FRN 115303W)

For Kalyani Charitable Trust



*Vipul V. Bhandari*

CA Vipul V. Bhandari  
PARTNER  
M. NO.: 158295  
Date: 26.09.2022  
Place: Nashik  
UDIN : 22158295AVBHTM6921

Chairman

*K. Sapkal*  
Vice Chairperson

*B. Sawarkar*  
Secretary

*S. Jagal*  
Principal





**KCT's Late GN Sapkal College of Engineering**  
**Depreciation for the year FY 2021-22**

Particulars	Opening Gross Block as on 01/04/2021	Before Sept.21	After Sept.21	Total additions	Rate of Depreciation	Dep on opening block	Dep on additions	Total Depreciation	Closing Gross Block as on 31/03/2022	Closing Depreciation as on 31/03/2022	WDV as on 31/03/2022
Furniture & Fixtures	94,21,187			0	10%	9,42,119	0	9,42,119	94,21,187	9,42,119	84,79,068
Air Conditioner	12,94,047			0	10%	1,29,405	0	1,29,405	12,94,047	1,29,405	11,64,642
Aquaguard	7,253			0	10%	725	0	725	7,253	725	6,527
Calculator	20,176			0	10%	2,018	0	2,018	20,176	2,018	18,159
Chemistry Lab Furniture	32,077			0	10%	3,208	0	3,208	32,077	3,208	28,869
Civil Lab Furniture	64,449			0	10%	6,445	0	6,445	64,449	6,445	58,004
Civil Lab Equipment	14,68,583			0	10%	1,46,858	0	1,46,858	14,68,583	1,46,858	13,21,725
College Bus (Star Bus)-9	37,14,685			0	10%	3,71,468	0	3,71,468	37,14,685	3,71,468	33,43,216
Computer Peripherals	13,41,626		12,63,370	12,63,370	25%	3,35,407	1,57,921	4,93,328	26,04,996	4,93,328	21,11,668
Computer & Other QIP	16,215			0	25%	4,054	0	4,054	16,215	4,054	12,161
Computer Software	6,57,849			0	25%	1,64,462	0	1,64,462	6,57,849	1,64,462	4,93,387
Electronics Equipments	14,81,639			0	10%	1,48,164	0	1,48,164	14,81,639	1,48,164	13,33,476
EPBX	54,338			0	10%	5,434	0	5,434	54,338	5,434	48,904
Fax Machine	1,754			0	10%	175	0	175	1,754	175	1,579
Flag 30.5 Mtr	3,79,902			0	10%	37,990	0	37,990	3,79,902	37,990	3,41,912
Fire extinguishers	5,969			0	10%	597	0	597	5,969	597	5,372
Ford Icon	78,347			0	10%	7,835	0	7,835	78,347	7,835	70,512
Godrej Tea Machine	4,012			0	10%	401	0	401	4,012	401	3,611
Lab Equipments & Chemicals	1,05,827			0	10%	10,583	0	10,583	1,05,827	10,583	95,244
Lab Equipments QIP	82,066			0	10%	8,207	0	8,207	82,066	8,207	73,859
Library Books	1,69,737			0	25%	42,434	0	42,434	1,69,737	42,434	1,27,303
Library Software	18,094			0	25%	4,524	0	4,524	18,094	4,524	13,571
MDFC Drawing Board	21,041			0	10%	2,104	0	2,104	21,041	2,104	18,937
Mechanical Lab Equipment	24,65,742			0	10%	2,46,574	0	2,46,574	24,65,742	2,46,574	22,19,168
Mobile Handset	15,309			0	10%	1,531	0	1,531	15,309	1,531	13,779
Neon Sign Board	1,80,433			0	10%	18,043	0	18,043	1,80,433	18,043	1,62,389
Office Equipments	4,23,459			0	10%	42,346	0	42,346	4,23,459	42,346	3,81,113
Physics Lab Equipments	68,852			0	10%	6,885	0	6,885	68,852	6,885	61,967
Plant & Machinery	17,42,698			0	10%	1,74,270	0	1,74,270	17,42,698	1,74,270	15,68,429
Telephone Instruments & CCTV	1,53,429			0	10%	15,343	0	15,343	1,53,429	15,343	1,38,086
Sanitary Napkin Vending Machine	9,451			0	10%	945	0	945	9,451	945	8,506
Sports Material	1,47,565			0	10%	14,756	0	14,756	1,47,565	14,756	1,32,808
Sport Material QIP	1,39,763			0	10%	13,976	0	13,976	1,39,763	13,976	1,25,787
UPS & Battery	3,90,970			0	25%	97,743	0	97,743	3,90,970	97,743	2,93,228
Solar Water Heater	18,930			0	10%	1,893	0	1,893	18,930	1,893	17,037
Sound System	2,61,011			0	10%	26,101	0	26,101	2,61,011	26,101	2,34,910
Water Cooler	3,79,186			0	10%	37,919	0	37,919	3,79,186	37,919	3,41,267



Particulars	Opening Gross Block as on 01/04/2021	Before Sept.21	After Sept.21	Total additions	Rate of Depreciation	Dep on opening block	Dep on additions	Total Depreciation	Closing Gross Block as on 31/03/2022	Closing Depreciation as on 31/03/2022	WDV as on 31/03/2022
White Board	98,175			0	10%	9,818	0	9,818	98,175	9,818	88,358
Xerox Machine	6,78,903			0	10%	67,890	0	67,890	6,78,903	67,890	6,11,013
Xerox Machine New	21,825			0	10%	2,183	0	2,183	21,825	2,183	19,643
HP Server	6,194			0	10%	619	0	619	6,194	619	5,574
Construction WIP	1,80,932			0	10%	18,093	0	18,093	1,80,932	18,093	1,62,839
E & TC Lab Equipment	13,20,395			0	10%	1,32,040	0	1,32,040	13,20,395	1,32,040	11,88,356
Electrical Lab Equipment	15,33,037	15,820		15,820	10%	1,53,304	1,582	1,54,886	15,48,857	1,54,886	13,93,972
Parking Shed	2,90,600			0	10%	29,060	0	29,060	2,90,600	29,060	2,61,540
Samsung Television set	1,67,507			0	10%	16,751	0	16,751	1,67,507	16,751	1,50,756
Refridgerator	86,697			0	10%	8,670	0	8,670	86,697	8,670	78,027
<b>Total</b>	<b>3,12,21,938</b>	<b>15,820</b>	<b>12,63,370</b>	<b>12,79,190</b>		<b>35,11,368</b>	<b>1,59,503</b>	<b>36,70,871</b>	<b>3,25,01,128</b>	<b>36,70,871</b>	<b>2,88,30,257</b>

For Pandit Bhandari & Company

Chartered Accountants

(FRN 115303W)

CA Vipul V. Bhandari

PARTNER

M. NO.: 158295

Date: 26.09.2022

Place: Nashik

UDIN : 22158295AVBHTM6921



For Kalyani Charitable Trust

*[Signature]*  
Chairman

*[Signature]*  
Vice Chairperson

*[Signature]*  
Secretary

*[Signature]*  
Principal





**KCT's Late G.N.Sapkal College of Engineering 2021-22**


**Annexure II**

**Bank Accounts for the year FY 2021-22**

Sr. No.	Particulars	Amount (Rs.)
1	Andhra Bank Exam A/c- 2078	23,424
2	Andhra Bank-Now Union Bank A/c No. 1848	-4,43,65,505
3	Andhra Bank NSS A/c - 2087	13,163
4	BOM - 60037314225 (Earn & Learn)	86,978
5	BOM-60037314407	96,639
6	Bom- 60248205114 (BE Cap Director)	-2,860
7	BOM (NSS New A/c) 60141709031	32,080
8	IDBI Bank Ltd A/c No. 103104000135566	14,664
9	NDCC Bank Ltd	5,000
10	State Bank of India-32942323081	365
11	State Bank of Travankore-67233017569	5,100
12	Union Bank of India A/c No. 499201010035738	4,720
13	Vishwas Bank Ltd A/c No. 2002100001193	976
14	IDFC First Bank1764	2,057
	<b>Total</b>	<b>(4,40,83,200)</b>

For Pandit Bhandari & Company  
Chartered Accountants  
(FRN 115303W)

For Kalyani Charitable Trust



*Vipul Bhandari*  
CA Vipul V. Bhandari  
PARTNER  
M. NO.: 158295  
Date: 26.09.2022  
Place: Nashik  
UDIN : 22158295AVBHTM6921

*[Signature]*  
Chairman

*[Signature]*  
Vice Chairperson

*[Signature]*  
Secretary

*[Signature]*  
Principal

